



St. Xavier's College (Autonomous)

Second & Third Year B.A. / B.Sc. / B.Com / B.Com (A&F) Admissions 2023 – 2024

Admissions and payment of fees for Second Year and Third Year B.A. / B.Sc. / B.Com / B.Com (A&F) 2023-2024 will commence on 25th May, 2023 to 31st May, 2023

Note:

- If you fail to pay the fees on the given dates, your admission for next semester stands forfeited.
- Check your subject combination and Fees in the given PDF below
- For payment of fees please follow the steps on page 2 of this notice, alternatively you can also refer to the Illustrations.
- For any payment-related issues or queries please write to helpdesk@xaviers.edu

Fees Structure for the Admission:

Class	General Students (In Rupees)	International Students (In Rupees)
S.Y. B.A.	4,961/-	24,805/-
S.Y. B.A. (with Stats)	5,961/-	29805/-
T.Y. B.A.	6,159/-	30,795/-
T.Y. B.A. (with PSY or STA)	7,159/-	35,795/-
S.Y. B.Sc.	6,207/-	31,035/-
T.Y. B.Sc.	7,191/-	35,955/-
T.Y. B.Sc. (with App. Comp. : Computer Prog. / Digital Image Processing / Drugs & Dyes /Statistics)	8,241/-	41,205/-
S.Y. B.Com	4,961/-	24805/-
T.Y. B.Com	6,159/-	30,795/-
S.Y. B.Com (A&F)	49500/-	247500/-

Subject Combination List

S.Y. B.A. 2023-2024	S.Y. B.Sc. 2023-2024	T.Y. B.A. 2023-2024	T.Y. B.Sc. 2023-2024
---	--	---	--

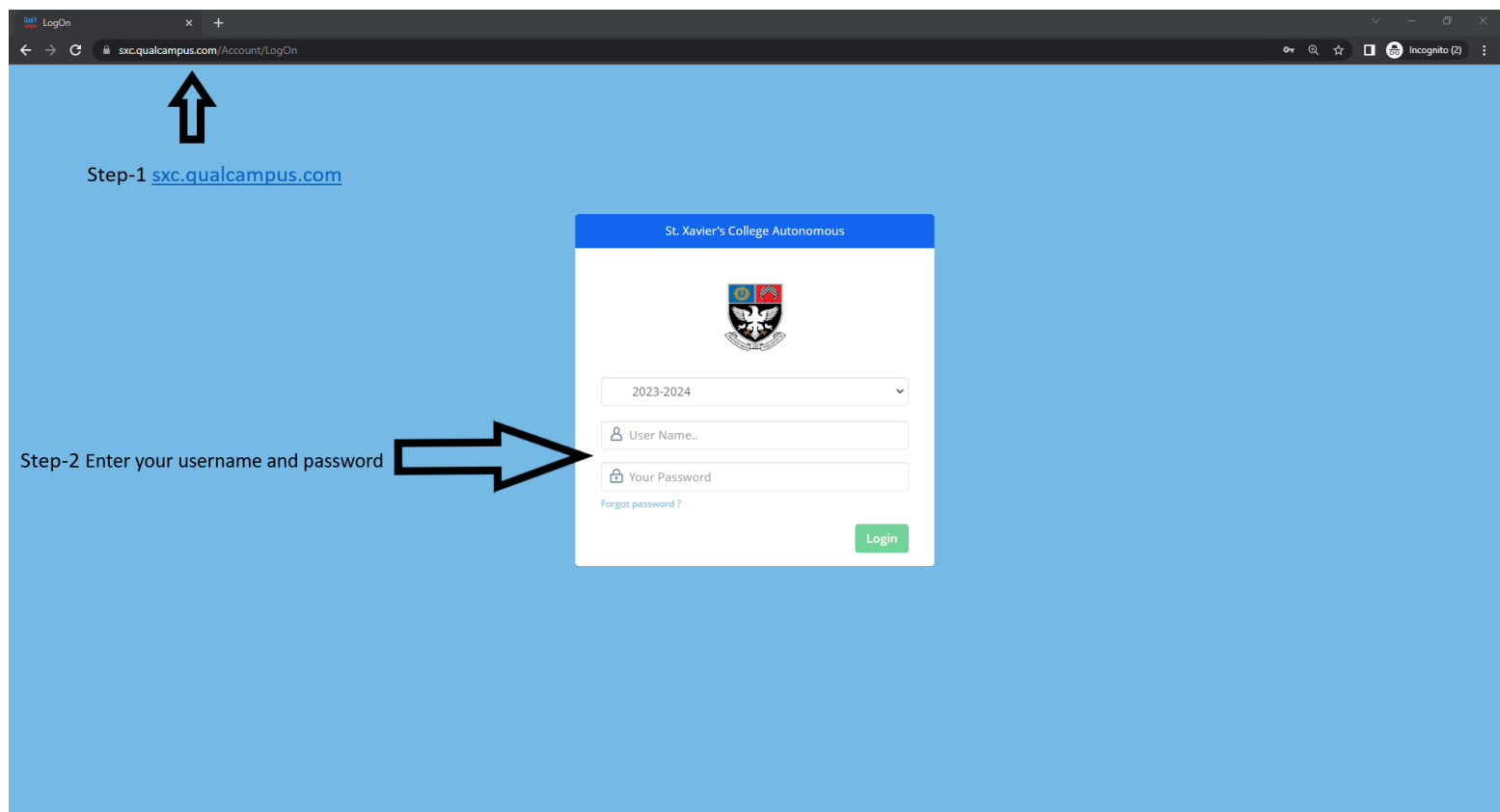
25th May, 2023

PRINCIPAL

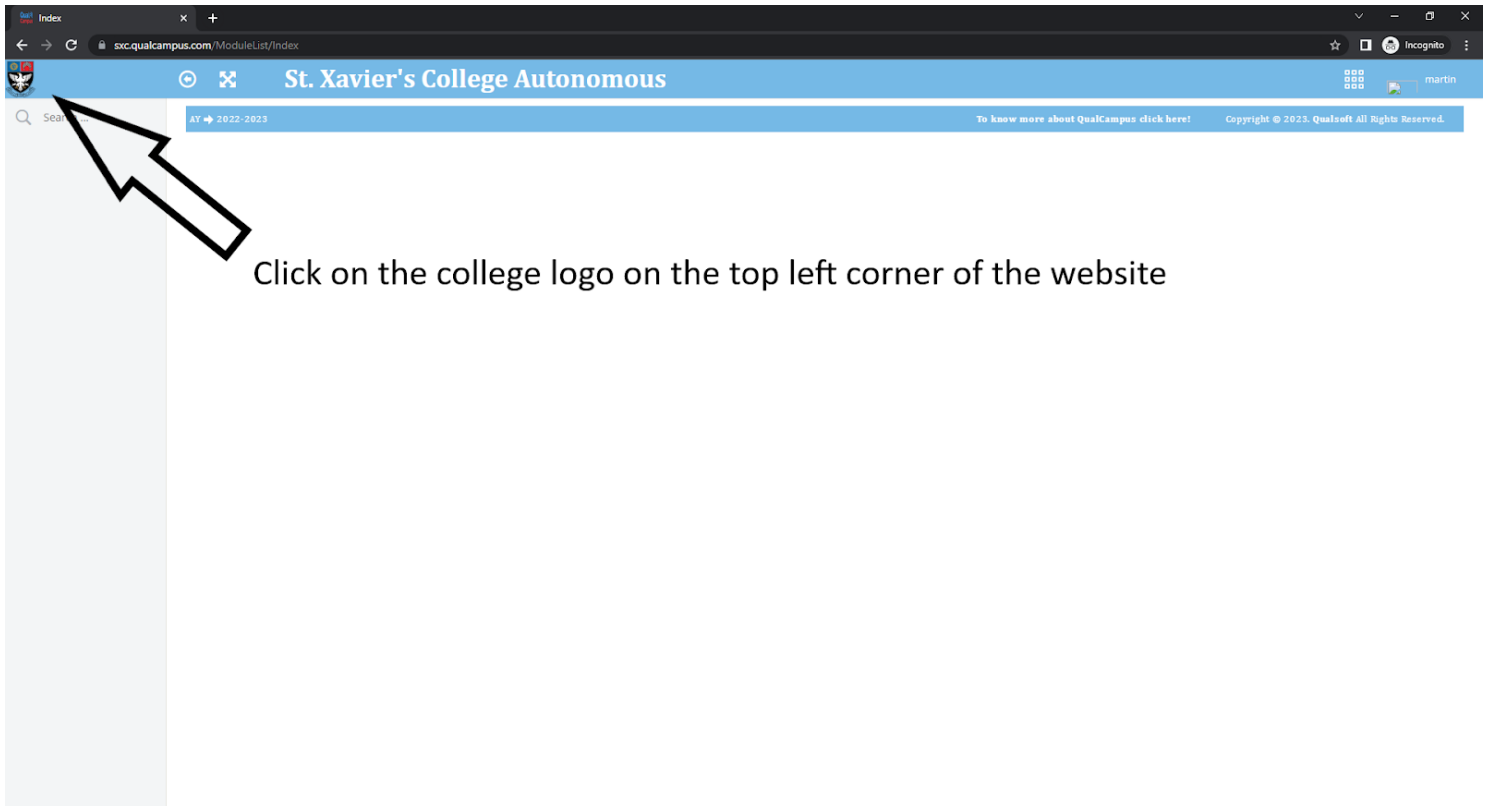
Steps To Pay The Fees:

1. You would have received your username and password in your email as well as by SMS on the mobile number given on the F.Y. Admission Form.
 - If you have not received the username and password by 27th May 2023 please fill out this form (<https://forms.gle/eapUS58nVHYw1hFP6>) and we will send the credentials within 24hrs after verification.
2. Open sxc.qualcampus.com on your browser
3. Enter your username and password (Make sure the academic year shows 2023-2024)
4. On Login you will be taken to the fees page
 - If you are not taken to the fees page click on the college logo on the top left corner of the website then click on fees. (Refer to the Illustration Below)
5. Verify your Name, UID and Amount of fees. (Refer to the amounts above)
6. Click on **PAY NOW** and complete the payment
7. After Completing the payment, you can download your fee receipt by clicking on the print button in the Payment History Block.

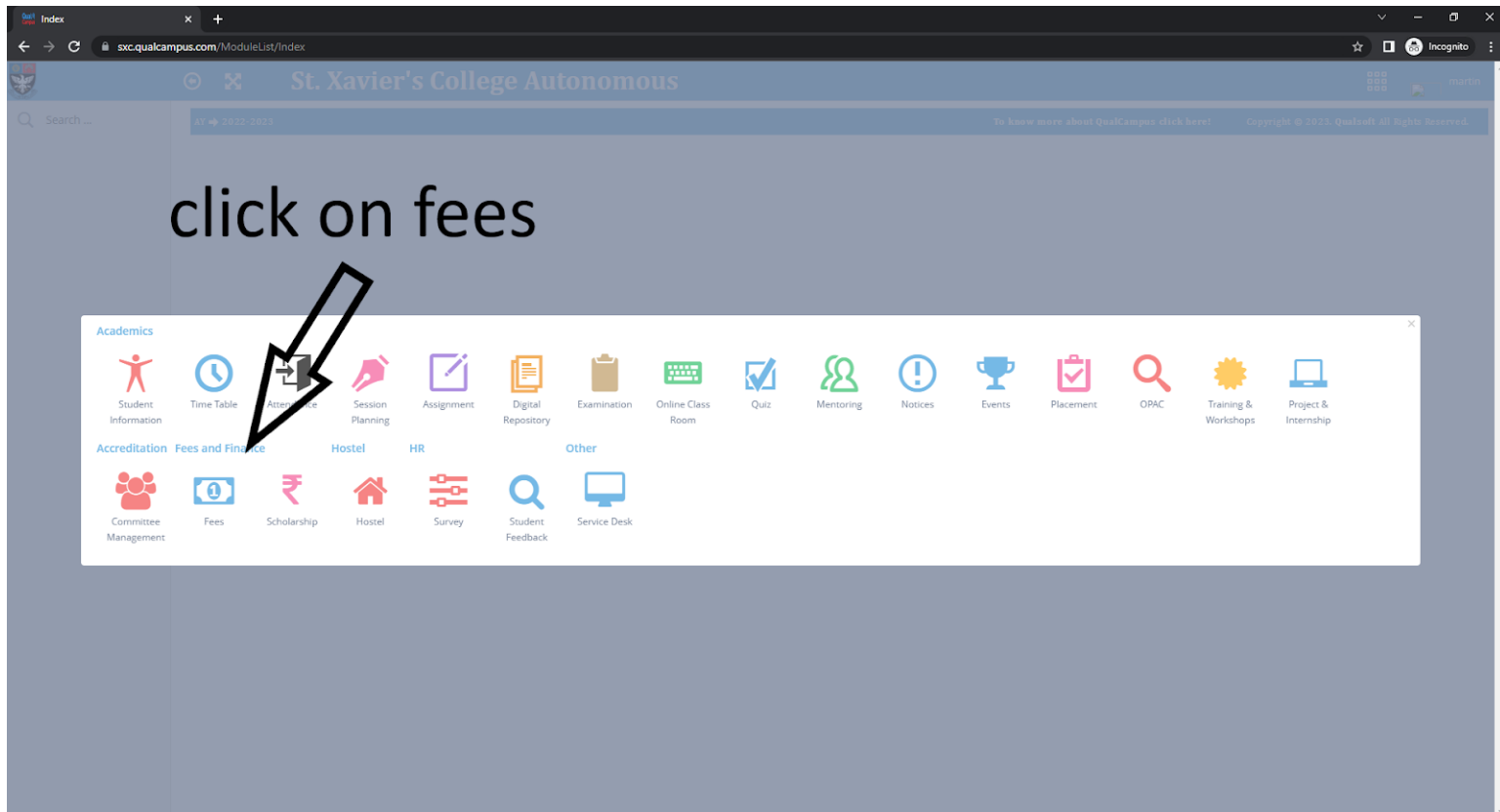
For any quires write to us at helpdesk@xaviers.edu



The screenshot shows a web browser window with the URL sxc.qualcampus.com/Account/LogOn. The page has a blue background. At the top left, there is a white arrow pointing up to the URL bar, with the text "Step-1 sxc.qualcampus.com". In the center, there is a white login form for "St. Xavier's College Autonomous". The form includes a dropdown menu for the academic year (set to "2023-2024"), a "User Name.." input field, a "Your Password" input field, a "Forgot password?" link, and a green "Login" button. A white arrow points from the text "Step-2 Enter your username and password" to the "User Name.." input field.



Click on the college logo on the top left corner of the website



click on fees

https://sxc.qualcampus.com/De... x +

sxc.qualcampus.com/Dashboard_Fees_Student/Student

St. Xavier's College Autonomous

Verify Your UID, Class, Amount and Name

- Please DO NOT abort the Payment Transactions and DO NOT Reload the Page while making Payment ONLINE.
- Connect with uninterrupted internet connection.
- If Payment is deducted and receipt is NOT generated, the RECEIPT will get generated automatically.

Basic Info

GR No.: [redacted] Name: [redacted] Total Balance : 4961.0000

Fees Info

Show 10 Rows

Year	Class	Total Fees	Total Paid	Outstanding	Applicable Scholarship	Scholarship Sanctioned	Pending Scholarship	Pay Now	Pay Random
2023-2024	Second Year-A	4961.00		4961.00	.00	.00	.00	Pay Now	

Showing 1 to 1 of 1 entries

AY 2023-2024

After verifying, Click on **PAY NOW** & complete your payment

https://sxc.qualcampus.com/De... x +

sxc.qualcampus.com/Dashboard_Fees_Student/Student?Message=Success

St. Xavier's College Autonomous

Welcome to Fees Module

- Please DO NOT abort the Payment Transactions and DO NOT Reload the Page while making Payment ONLINE.
- Connect with uninterrupted internet connection
- If Payment is deducted and receipt is NOT generated, the RECEIPT will get generated automatically.

Success

Basic Info

GR No.: [redacted] Name: [redacted] Total Balance : 0.0000

Fees Info

Show 10 Rows

Year	Class	Total Fees	Total Paid	Outstanding	Applicable Scholarship	Scholarship Sanctioned	Pending Scholarship	Pay Now	Pay Random
2023-2024	Second Year-A	4961.00	4961.00	.00	.00	.00	.00		

Showing 1 to 1 of 1 entries

Payment History

Show 10 Rows

Year	Class	Date	Payment Mode	Receipt No.	Paid Amount	Instrument No.	Narration	Voucher No.	Status	Print
2023-2024	Second Year-A	25-May-2023	Unified Payments	SXC202300455	4961.00	71332117283	Main Fees	CLEARED		Print

Showing 1 to 1 of 1 entries

AY 2023-2024

After Completing the payment, you can download your fee receipt by clicking on the print button in the payment History Block.