

NOTICE 2024-25

Teacher Assessment Questionnaire (TAQ) FOR S.Y.

St. Xavier's College, Mumbai is known for its attention to the holistic development of all its students. Academics are a very significant part of this development with the teachers playing a vital role. It is hence imperative that the teacher and the teaching-learning process be intermittently reviewed by the management and the primary stakeholders i.e., the students.

The Student feedback of the teacher is formalized in a questionnaire called the Teacher Assessment Questionnaire (TAQ).

It is MANDATORY for the students to individually fill out a TAQ sheet for every teacher taking a course with them. This has to be done online for each course during a stipulated period either in college or after college. On successful submission of a fully completed TAQ for all the displayed courses pertaining to your login, you will get access to the HALL TICKET / ADMIT CARD for the upcoming end-semester exams which can be printed. You must carry this HALL TICKET with you to the examination hall at the time of the End-Semester exams and produce the same for verification if asked to do so. The login will be accessible until 13-10-2024

For this purpose, follow the instructions given at the end of the notice.

Select the option you feel is best for the concerned teacher to complete the questionnaire and submit the same.

In case any student encounters technical difficulty kindly send an email to helpdesk@xaviers.edu

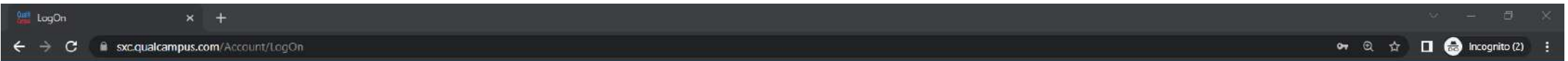
Your identity and your responses will be stored in separate databases and hence your responses will not be tracked with your identity.

SO BE A RESPONSIBLE PROUD XAVIERITE.....

AND GIVE YOUR FEEDBACK!!!!!!!


Dr. Rajendra Shinde

Principal



Step-1 sxc.qualcampus.com

Step-2 Enter your username and password



St. Xavier's College Autonomous



2023-2024

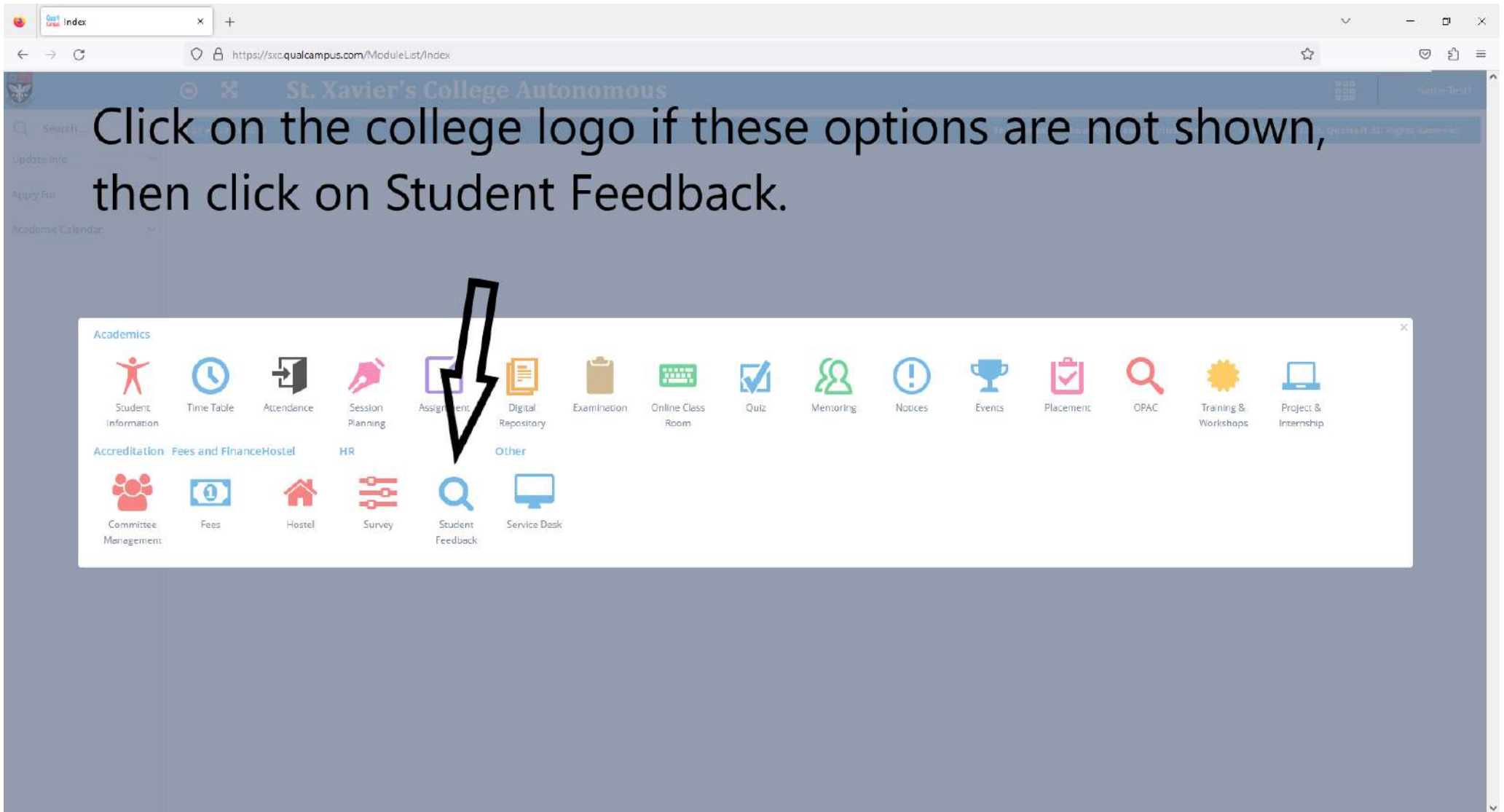
User Name..

Your Password

[Forgot password?](#)

Login

This is the same username & password received for payment of fees during admission



Welcome to Student Feedback Module

Click on the Feedback and complete it

General Instructions :

- Make sure you are connected with uninterrupted Internet.
- Please click on **Submit** to Submit the feedback
- Minimum Browser Requirement : **Google Chrome**
- Click on any one of the Feedback Schedule Name listed below to start the Feedback.

Dear, Name Test1 , please click on Feedback button to give Feedback.

Show 10 Rows

Sr. No.	Class	Feedback Name	Submission Start Date	Submission End Date	Start/View
1	First Year-A	Feedback Test	24-Sep-2023	25-Sep-2023	Pending Feedback Test

Showing 1 to 1 of 1 entries

The screenshot shows a web browser window with the URL <https://sxc.qualcampus.com/Dash...> and the page title "St. Xavier's College, Mumbai". The main content area is titled "Welcome to Examination Module". Under the "Hall Ticket" section, there is a table with the following data:

Sr. No.	Class	View
1	Second Year-B IV	View

A black arrow points to the "View" button in the table. Below the screenshot, a yellow text box contains the following instructions:

To download the Hall Ticket / Admit card complete the **TAQ**

Then go to the Examination Module and **CLICK ON VIEW** **BUTTON** under the hall ticket block.

At the bottom of the page, there is a blue banner that says "Exam Form Please click on Apply to fill Exam Form".